




# Sielox - Smart Power Comparison Guide

For Pricing Contact - [sales@sielox.com](mailto:sales@sielox.com)

E4 20 x 24 x 4.5"  
 E2 16 x 20 x 4.5"  
 E1 12 x 14 x 4.5"  
 E5 11 x 8.5 x 3"  
 Enclosure options



## Power Supply Boards

*listed to access, fire, security, cctv, mass notification*

Model Number	Product Description	Power Out	Altronix Model Equivalent
SLX25	25W power supply board 2A/12V or 1A/24V	25W	
SLX75	75W power supply board 6A/12V or 3A/24V	75W	AL300ULXB, AL400ULXB
SLX100	100W power supply board 8A/12V or 4A/24V	100W	
SLX150	150W power supply board 12A/12V or 6A/24V	150W	AL600ULXB, AL1012ULXB
SLX200	200W power supply board 16A/12V or 8A/24V	200W	
SLX250	250W power supply board 20A/12V or 10A/24V	250W	AL1024ULXB
B100	Secondary DC-DC board 5-18V @4A adjustable output voltage	20W-72W	

## Network Communication

*listed to access, security, IT*

Model Number	Product Description
NL1	DC Systems - Network module for DataLink communication
NLR	AC Systems - Network module for DataLink communication

## Power Distribution

*listed to access, fire, security, cctv, mass notification*

Model Number	Product Description	Programmable		Power	Altronix Model Equivalent
		Outputs	Limited		
A8	8 auxiliary ac outputs fused 3A	•			PD8
A8P	8 auxiliary ac outputs pwr ltd 2.5A	•	•		PD8CB
D8	8 auxiliary dc outputs fused 3A	•			PD4 PD4UL PD8 PD8UL
D8P	8 auxiliary dc outputs pwr ltd 2.5A	•	•		PD4CB PD4ULCB PD8CB PD8ULCB
F8	8 FAI controlled output FAI Failsafe Failsecure fused 3A	•			MOM5
F8P	8 FAI controlled outputs FAI Failsafe Failsecure pwr ltd 2.5A	•	•		MOM5C
C4	4 relay lock control outputs FAI Failsafe Failsecure fused 3A	•			ACM4 ACM4E
C4P	4 relay lock control outputs FAI Failsafe Failsecure pwr ltd 2.5A	•	•		ACM4CB ACM4CBE
C8	8 relay lock control outputs FAI Failsafe Failsecure fused 3A	•			ACM8 ACM8E
C8P	8 relay lock control outputs FAI Failsafe Failsecure pwr ltd 2.5A	•	•		ACM8CB ACM8CBE

## Relay Modules

*listed to access, fire, security, cctv, mass notification*

Model Number	Product Description
RB2 2A Relay	Auxiliary relay DPDT 2A Auto voltage sensing
RB5 5A Relay	Auxiliary relay DPDT 5A Auto voltage sensing
RB8 8A Relay	Auxiliary relay DPDT 8A Auto voltage sensing

## Power Supply / enclosure

*listed to access, fire, security, cctv, mass notification*


Model Number	Product Description	Power Out	Enclosure	Altronix Model Equivalent
SLX25-E1	2A/12V or 1A/24V E1 enclosure	25W	12 x 14 x 4.5	
SLX75-E1	6A/12V or 3A/24V E1 enclosure	75W	12 x 14 x 4.5	AL300ULX AL400ULX AL400UL
SLX100-E1	8A/12V or 4A/24V E1 enclosure	100W	12 x 14 x 4.5	
SLX150-E1	12A/12V or 6A/24V E1 enclosure	150W	12 x 14 x 4.5	AL600ULX AL1012ULX
SLX200-E1	16A/12V or 8A/24V E1 enclosure	200W	12 x 14 x 4.5	
SLX250-E1	20A/12V or 10A/24V E1 enclosure	250W	12 x 14 x 4.5	AL1024ULX
SLX75-E2	6A/12V or 3A/24V E2 enclosure	75W	16 x 20 x 4.5	AL400ULXD
SLX100-E2	8A/12V or 4A/24V E2 enclosure	100W	16 x 20 x 4.5	
SLX150-E2	12A/12V or 6A/24V E2 enclosure	150W	16 x 20 x 4.5	AL600ULXD AL1012ULXD
SLX200-E2	16A/12V or 8A/24V E2 enclosure	200W	16 x 20 x 4.5	
SLX250-E2	20A/12V or 10A/24V E2 enclosure	250W	16 x 20 x 4.5	AL1024ULXD



# Sielox - Smart Power Comparison Guide

For Pricing Contact - [sales@sielox.com](mailto:sales@sielox.com)

E4 20 x 24 x 4.5"  
 E2 16 x 20 x 4.5"  
 E1 12 x 14 x 4.5"  
 E5 11 x 8.5 x 3"  
 Enclosure options



## Multi Output Distribution

**Single Voltage** *listed to access, fire, security, cctv, mass notification*

8 Outputs	Product Description	Power Out	Enclosure	Altronix Model Equivalent
SLX25-D8E1	8 auxiliary outputs 2A/12V or 1A/24V fused at 3A E1 enclosure	25W	12 x 14 x 4.5	
SLX75-D8E1	8 auxiliary outputs 6A/12V or 3A/24V fused at 3A E1 enclosure	75W	12 x 14 x 4.5	AL400ULPD4 AL400ULPD8
SLX75-D8PE1	8 auxiliary outputs 6A/12V or 3A/24V pwr ltd at 2.5A E1 enclosure	75W	12 x 14 x 4.5	AL400ULPD4CB AL400ULPD8CB
SLX150-D8E1	8 auxiliary outputs 12A/12V or 6A/24V fused at 3A E1 enclosure	150W	12 x 14 x 4.5	AL600ULPD8 AL1012ULXPD8
SLX150-D8PE1	8 auxiliary outputs 12A/12V or 6A/24V pwr ltd at 2.5A E1 enclosure	150W	12 x 14 x 4.5	AL600ULPD8CB AL1012ULXPD8CB
SLX250-D8E1	8 auxiliary outputs 20A/12V or 10A/24V fused at 3A E1 enclosure	250W	12 x 14 x 4.5	AL1024ULXPD8
SLX250-D8PE1	8 auxiliary outputs 20A/12V or 10A/24V pwr ltd at 2.5A E1 enclosure	250W	12 x 14 x 4.5	AL1024ULXPD8CB
16 Outputs	Product Description	Power Out	Enclosure	Altronix Model Equivalent
SLX75-2D8E1	16 auxiliary outputs 6A/12V or 3A/24V fused at 3A E1 enclosure	75W	12 x 14 x 4.5	AL400ULXPD16
SLX75-2D8PE1	16 auxiliary outputs 6A/12V or 3A/24V pwr ltd at 2.5A E1 enclosure	75W	12 x 14 x 4.5	AL400ULXPD16CB
SLX150-2D8E1	16 auxiliary outputs 12A/12V or 6A/24V fused at 3A E1 enclosure	150W	12 x 14 x 4.5	AL600ULXPD16 AL1012ULXPD16
SLX150-2D8PE1	16 auxiliary outputs 12A/12V or 6A/24V pwr ltd at 2.5A E1 enclosure	150W	12 x 14 x 4.5	AL600ULXPD16CB AL1012ULXPD16CB
SLX250-2D8E1	16 auxiliary outputs 20A/12V or 10A/24V fused at 3A E1 enclosure	250W	12 x 14 x 4.5	AL1024ULXPD16
SLX250-2D8PE1	16 auxiliary outputs 20A/12V or 10A/24V pwr ltd at 2.5A E1 enclosure	250W	12 x 14 x 4.5	AL1024ULXPD16CB

**Dual Voltage** *listed to access, fire, security, cctv, mass notification*

Expandable Systems	Product Description	Power Out	Enclosure	Altronix Model Equivalent
SLX75/75-E2	DVPS 6A/12V or 3A/24V (75W) and 6A/12V or 3A/24VA (75W) E2 enclosure	150W	16 x 20 x 4.5	
SLX75/150-E2	DVPS 6A/12V or 3A/24V (75W) and 12A/12V or 6A/24V (150W) E2 enclosure	225W	16 x 20 x 4.5	
SLX75/250-E2	DVPS 6A/12V or 3A/24V (75W) and 20A/12V or 10A/24V (250W) E2 enclosure	325W	16 x 20 x 4.5	
SLX100/100-E2	DVPS 8A/12V or 4A/24V (100W) and 8A/12V or 4A/24V (100W) E2 enclosure	200W	16 x 20 x 4.5	
SLX100/150-E2	DVPS 8A/12V or 4A/24V (100W) and 12A/12V or 6A/24V (150W) E2 enclosure	250W	16 x 20 x 4.5	
SLX100/200-E2	DVPS 8A/12V or 4A/24V (100W) and 16A/12V or 8A/24V (200W) E2 enclosure	300W	16 x 20 x 4.5	
SLX150/150-E2	DVPS 12A/12V or 6A/24V (150W) and 12A/12V or 6A/24V (150W) E2 enclosure	300W	16 x 20 x 4.5	
SLX150/250-E2	DVPS 12A/12V or 6A/24V (150W) and 20A/12V or 10A/24V (250W) E2 enclosure	400W	16 x 20 x 4.5	
SLX250/250-E2	DVPS 20A/12V or 10A/24V (250W) and 20A/12V or 10A/24V (250W) E2 enclosure	500W	16 x 20 x 4.5	
SLX75/75-E4	DVPS 6A/12V or 3A/24V (75W) and 6A/12V or 3A/24V (75W) E4 enclosure	150W	20 x 24 x 4.5	MAXIM11E
SLX75/150-E4	DVPS 6A/12V or 3A/24V (75W) and 12A/12V or 6A/24V (150W) E4 enclosure	225W	20 x 24 x 4.5	MAXIM13E
SLX150/150-E4	DVPS 12A/12V or 6A/24V (150W) and 12A/12V or 6A/24V (150W) E4 enclosure	300W	20 x 24 x 4.5	MAXIM33E MAXIM35E MAXIM55E
SLX150/250-E4	DVPS 12A/12V or 6A/24V (150W) and 20A/12V or 10A/24V (250W) E4 enclosure	400W	20 x 24 x 4.5	MAXIM37E MAXIM75E
SLX250/250-E4	DVPS 20A/12V or 10A/24V (250W) and 20A/12V or 10A/24V (250W) E4 enclosure	500W	20 x 24 x 4.5	MAXIM77E

## Engineered Design Systems

SLX75-B100E1	DVPS SLX/B100 combination. Up to 2A @12V and 2A @ 24V system backed up with one battery set	E1 enclos	75W	12 x 14 x 4.5
SLX150-B100E1	DVPS SLX/B100 combination. Up to 4A @12V and 4A @ 24V system backed up with one battery set	E1 enclos	150W	12 x 14 x 4.5
SLX250-B100E1	DVPS SLX/B100 combination. Up to 4A @12V and 8A @ 24V system backed up with one battery set	E1 enclos	250W	12 x 14 x 4.5

**Triple Voltage** *listed to access, fire, security, cctv, mass notification*


Model Number	Product Description	Power Out	Enclosure	Altronix Model Equivalent
SLX75-2B100E1	SLX75 and two (2) B100 modules with 5-18V adjustable output System can be backed up w/ one battery set	E1 enck	75W	12 x 14 x 4.5 No direct cross AL400UL3 is close
SLX150-2B100E1	SLX150 and two (2) B100 modules with 5-18V adjustable output System can be backed up w/ one battery set	E1 enck	150W	12 x 14 x 4.5 No direct cross AL600UL3 is close



# Sielox - Smart Power Comparison Guide

[For Pricing Contact - sales@sielox.com](mailto:sales@sielox.com)

E4 20 x 24 x 4.5"  
 E2 16 x 20 x 4.5"  
 E1 12 x 14 x 4.5"  
 E5 11 x 8.5 x 3"  
 Enclosure options



## Lock / Access Power

**Lock Distribution** *listed to access, fire, security, cctv, mass notification*

8 Outputs - Single Voltage	Product Description				Power Out	Enclosure	Altronix Model Equivalent	
SLX75-C8E1	8 lock outputs	6A/12V or 3A/24V	fused at 3A	E1 enclosure	75W	12 x 14 x 4.5	AL400ULACM	
SLX75-C8PE1	8 lock outputs	6A/12V or 3A/24V	pwr ltd at 2.5A	E1 enclosure	75W	12 x 14 x 4.5	AL400ULACMCB	
SLX150-C8E1	8 lock outputs	12A/12V or 6A/24V	fused at 3A	E1 enclosure	150W	12 x 14 x 4.5	AL600ULACM	AL1012ULACM
SLX150-C8PE1	8 lock outputs	12A/12V or 6A/24V	pwr ltd at 2.5A	E1 enclosure	150W	12 x 14 x 4.5	AL600ULACMCB	AL1012ULACMCB
SLX250-C8E1	8 lock outputs	20A/12V or 10A/24V	fused at 3A	E1 enclosure	250W	12 x 14 x 4.5	AL1024ULACM	
SLX250-C8PE1	8 lock outputs	20A/12V or 10A/24V	pwr ltd at 2.5A	E1 enclosure	250W	12 x 14 x 4.5	AL1024ULACMCB	
<b>16 Outputs - Single Voltage</b>								
SLX75-2C8E2	16 lock outputs	6A/12V or 3A/24V	fused at 3A	E2 enclosure	75W	16 x 20 x 4.5		
SLX75-2C8PE2	16 lock outputs	6A/12V or 3A/24V	pwr ltd at 2.5A	E2 enclosure	75W	16 x 20 x 4.5		
SLX150-2C8E2	16 lock outputs	12A/12V or 6A/24V	fused at 3A	E2 enclosure	150W	16 x 20 x 4.5		
SLX150-2C8PE2	16 lock outputs	12A/12V or 6A/24V	pwr ltd at 2.5A	E2 enclosure	150W	16 x 20 x 4.5		
SLX250-2C8E2	16 lock outputs	20A/12V or 10A/24V	fused at 3A	E2 enclosure	250W	16 x 20 x 4.5		
SLX250-2C8PE2	16 lock outputs	20A/12V or 10A/24V	pwr ltd at 2.5A	E2 enclosure	250W	16 x 20 x 4.5		
<b>16 Outputs - Dual Voltage</b>								
SLX75/75-2C8E2	16 lock outputs	6A/12V or 3A/24V and 6A/12V or 3A/24V	fused at 3A	E2 enclosure	150W	16 x 20 x 4.5		
SLX75/75-2CP8E2	16 lock outputs	6A/12V or 3A/24V and 6A/12V or 3A/24V	pwr ltd at 2.5A	E2 enclosure	150W	16 x 20 x 4.5		
SLX150/150-2C8E2	16 lock outputs	12A/12V or 6A/24V and 12A/12V or 6A/24V	fused at 3A	E2 enclosure	300W	16 x 20 x 4.5		
SLX150/150-2C8PE2	16 lock outputs	12A/12V or 6A/24V and 12A/12V or 6A/24V	pwr ltd at 2.5A	E2 enclosure	300W	16 x 20 x 4.5		
SLX150/250-2C8E2	16 lock outputs	12A/12V or 6A/24V and 20A/12V or 10A/24V	fused at 3A	E2 enclosure	400W	16 x 20 x 4.5		
SLX150/250-2C8PE2	16 lock outputs	12A/12V or 6A/24V and 20A/12V or 10A/24V	pwr ltd at 2.5A	E2 enclosure	400W	16 x 20 x 4.5		

**FAI control of egress locks** *listed to access, fire, security, cctv, mass notification*

Model Number	Product Description				Power Out	Enclosure	Altronix Model Equivalent	
SLX75-F8E1	8 FAI control outputs	6A/12V or 3A/24V	fused at 3A	E1 enclosure	75W	12 x 14 x 4.5		
SLX75-F8PE1	8 FAI control outputs	6A/12V or 3A/24V	pwr ltd at 2.5A	E1 enclosure	75W	12 x 14 x 4.5	AL400ULM	
SLX150-F8E1	8 FAI control outputs	12A/12V or 6A/24V	fused at 3A	E1 enclosure	150W	12 x 14 x 4.5		
SLX150-F8PE1	8 FAI control outputs	12A/12V or 6A/24V	pwr ltd at 2.5A	E1 enclosure	150W	12 x 14 x 4.5	AL600ULM, AL1012ULM	
SLX250-F8E1	8 FAI control outputs	20A/12V or 10A/24V	fused at 3A	E1 enclosure	250W	12 x 14 x 4.5		
SLX250-F8PE1	8 FAI control outputs	20A/12V or 10A/24V	pwr ltd at 2.5A	E1 enclosure	250W	12 x 14 x 4.5	AL1024ULM	
SLX250-2F8E1	16 FAI control outputs	20A/12V or 10A/24V	fused at 3A	E1 enclosure	250W	12 x 14 x 4.5		
SLX250-2F8PE1	16 FAI control outputs	20A/12V or 10A/24V	pwr ltd at 2.5A	E1 enclosure	250W	12 x 14 x 4.5	AL1024ULM	



# Sielox - Smart Power Comparison Guide

[For Pricing Contact - sales@sielox.com](mailto:sales@sielox.com)

E4 20 x 24 x 4.5"  
 E2 16 x 20 x 4.5"  
 E1 12 x 14 x 4.5"  
 E5 11 x 8.5 x 3"  
 Enclosure options



## Lock / Access Power

### 4 Door Access Control

*listed to access, fire, security, cctv, mass notification*

Single Voltage Model Number	Product Description				Power Out	Enclosure
SLX75-C4E1	4 lock outputs	6A/12V or 3A/24V	fused at 3A	E1 enclosure	75W	12 x 14 x 4.5
SLX75-C4PE1	4 lock outputs	6A/12V or 3A/24V	pwr ltd at 2.5A	E1 enclosure	75W	12 x 14 x 4.5
SLX150-C4E1	4 lock outputs	12A/12V or 6A/24V	fused at 3A	E1 enclosure	150W	12 x 14 x 4.5
SLX150-C4PE1	4 lock outputs	12A/12V or 6A/24V	pwr ltd at 2.5A	E1 enclosure	150W	12 x 14 x 4.5
SLX250-C4E1	4 lock outputs	20A/12V or 10A/24V	fused at 3A	E1 enclosure	250W	12 x 14 x 4.5
SLX250-C4PE1	4 lock outputs	20A/12V or 10A/24V	pwr ltd at 2.5A	E1 enclosure	250W	12 x 14 x 4.5
SLX150-C4D8E1	4 lock, 8 aux outputs	12A/12V or 6A/24V	fused at 3A	E1 enclosure	150W	12 x 14 x 4.5
SLX150-C4PD8PE1	4 lock, 8 aux outputs	12A/12V or 6A/24V	pwr ltd at 2.5A	E1 enclosure	150W	12 x 14 x 4.5
SLX250-C4D8E1	4 lock, 8 aux outputs	20A/12V or 10A/24V	fused at 3A	E1 enclosure	250W	12 x 14 x 4.5
SLX250-C4PD8PE1	4 lock, 8 aux outputs	20A/12V or 10A/24V	pwr ltd at 2.5A	E1 enclosure	250W	12 x 14 x 4.5

### Dual Voltage Model Number

SLX75/75-C4D8E1	4 lock, 8 aux outputs	6A/12V or 3A/24V (75W) and 6A/12V or 3A/24VA (75W)	fused at 3A	E1 enclosure	150W	12 x 14 x 4.5	
SLX75/75-C4PD8PE1	4 lock, 8 aux outputs	6A/12V or 3A/24V (75W) and 6A/12V or 3A/24VA (75W)	pwr ltd at 2.5A	E1 enclosure	150W	12 x 14 x 4.5	
SLX150/150-C4D8E2	4 lock, 8 aux outputs	12A/12V or 6A/24V (150W) and 12A/12V or 6A/24VA (150W)	fused at 3A	E1 enclosure	300W	16 x 20 x 4.5	
SLX150/150-C4PD8PE2	4 lock, 8 aux outputs	12A/12V or 6A/24V (150W) and 12A/12V or 6A/24VA (150W)	pwr ltd at 2.5A	E1 enclosure	300W	16 x 20 x 4.5	
SLX150/250-C4D8E2	4 lock, 8 aux outputs	12A/12V or 6A/24V (150W) and 20A/12V or 10A/24VA (250W)	fused at 3A	E1 enclosure	400W	16 x 20 x 4.5	
SLX150/250-C4PD8PE2	4 lock, 8 aux outputs	12A/12V or 6A/24V (150W) and 20A/12V or 10A/24VA (250W)	pwr ltd at 2.5A	E1 enclosure	400W	16 x 20 x 4.5	
SLX75-B100C4D8E1	4 lock, 8 aux outputs	2A /12V and 2A/24V	fused at 3A	system backed up with one battery set	E2 enclosure	75W	12 x 14 x 4.5
SLX75-B100C4PD8PE1	4 lock, 8 aux outputs	2A /12V and 2A/24V	pwr ltd at 2.5A	system backed up with one battery set	E2 enclosure	75W	12 x 14 x 4.5

### 8 Door Access Control

*listed to access, fire, security, cctv, mass notification*

Single Voltage	Product Description				Power Out	Enclosure	Altronix Model Equivalent	
SLX75-C8E1	8 lock outputs	6A/12V or 3A/24V	fused at 3A	E1 enclosure	75W	12 x 14 x 4.5	AL400ULACM	
SLX75-C8PE1	8 lock outputs	6A/12V or 3A/24V	pwr ltd at 2.5A	E1 enclosure	75W	12 x 14 x 4.5	AL400ULACMCB	
SLX150-C8E1	8 lock outputs	12A/12V or 6A/24V	fused at 3A	E1 enclosure	150W	12 x 14 x 4.5	AL600ULACM	AL1012ULACM
SLX150-C8PE1	8 lock outputs	12A/12V or 6A/24V	pwr ltd at 2.5A	E1 enclosure	150W	12 x 14 x 4.5	AL600ULACMCB	AL1012ULACMCB
SLX75-C8D8E1	8 lock, 8 aux outputs	6A/12V or 3A/24V	fused at 3A	E1 enclosure	75W	12 x 14 x 4.5		
SLX75-C8PD8PE1	8 lock, 8 aux outputs	6A/12V or 3A/24V	pwr ltd at 2.5A	E1 enclosure	75W	12 x 14 x 4.5		
SLX150-C8D8E2	8 lock, 8 aux outputs	12A/12V or 6A/24V	fused at 3A	E2 enclosure	150W	16 x 20 x 4.5		
SLX150-C8PD8PE2	8 lock, 8 aux outputs	12A/12V or 6A/24V	pwr ltd at 2.5A	E2 enclosure	150W	16 x 20 x 4.5		
SLX250-C8D8E2	8 lock, 8 aux outputs	20A/12V or 10A/24V	fused at 3A	E2 enclosure	250W	16 x 20 x 4.5		
SLX250-C8PD8PE2	8 lock, 8 aux outputs	20A/12V or 10A/24V	pwr ltd at 2.5A	E2 enclosure	250W	16 x 20 x 4.5		



## Sielox - Smart Power Comparison Guide

[For Pricing Contact - sales@sielox.com](mailto:sales@sielox.com)

E4 20 x 24 x 4.5"  
 E2 16 x 20 x 4.5"  
 E1 12 x 14 x 4.5"  
 E5 11 x 8.5 x 3"  
 Enclosure options



Dual Voltage								
SLX75/75-C8D8E2	8 lock, 8 aux outputs	6A/12V or 3A/24V (75W)	and	6A/12V or 3A/24V (75W)	fused at 3A	E2 enclosur	150W	16 x 20 x 4.5
SLX75/75-C8PD8PE2	8 lock, 8 aux outputs	6A/12V or 3A/24V (75W)	and	6A/12V or 3A/24V (75W)	pwr ltd at 2.5A	E2 enclosur	150W	16 x 20 x 4.5
SLX75/150-C8D8E2	8 lock, 8 aux outputs	6A/12V or 3A/24V (75W)	and	12A/12V or 6A/24V (150W)	fused at 3A	E2 enclosur	225W	16 x 20 x 4.5
SLX75/150-C8PD8PE2	8 lock, 8 aux outputs	6A/12V or 3A/24V (75W)	and	12A/12V or 6A/24V (150W)	pwr ltd at 2.5A	E2 enclosur	225W	16 x 20 x 4.5
SLX150/150-C8D8E2	8 lock, 8 aux outputs	12A/12V or 6A/24V (150W)	and	12A/12V or 6A/24V (150W)	fused at 3A	E2 enclosur	300W	16 x 20 x 4.5
SLX150/150-C8PD8PE2	8 lock, 8 aux outputs	12A/12V or 6A/24V (150W)	and	12A/12V or 6A/24V (150W)	pwr ltd at 2.5A	E2 enclosur	300W	16 x 20 x 4.5
SLX150/250-C8D8E2	8 lock, 8 aux outputs	12A/12V or 6A/24V (150W)	and	20A/12V or 10A/24V (250W)	fused at 3A	E2 enclosur	400W	16 x 20 x 4.5
SLX150/250-C8PD8PE2	8 lock, 8 aux outputs	12A/12V or 6A/24V (150W)	and	20A/12V or 10A/24V (250W)	pwr ltd at 2.5A	E2 enclosur	400W	16 x 20 x 4.5
SLX250/250-C8D8E2	8 lock, 8 aux outputs	20A/12V or 10A/24V (250W)	and	20A/12V or 10A/24V (250W)	fused at 3A	E2 enclosur	500W	16 x 20 x 4.5
SLX250/250-C8PD8PE2	8 lock, 8 aux outputs	20A/12V or 10A/24V (250W)	and	20A/12V or 10A/24V (250W)	pwr ltd at 2.5A	E2 enclosur	500W	16 x 20 x 4.5
SLX150-B100C8D8E2	8 lock, 8 aux outputs	4A /12V and 4A/24V	fused at 3A	system backed up with one battery set		E2 enclosur	150W	16 x 20 x 4.5
SLX150-B100C8PD8PE2	8 lock, 8 aux outputs	4A /12V and 4A/24V	pwr ltd at 2.5A	system backed up with one battery set		E2 enclosur	150W	16 x 20 x 4.5
SLX250-B100C8D8E2	8 lock, 8 aux outputs	4A /12V and 8A/24V	fused at 3A	system backed up with one battery set		E2 enclosur	250W	16 x 20 x 4.5
SLX250-B100C8PD8PE2	8 lock, 8 aux outputs	4A /12V and 8A/24V	pwr ltd at 2.5A	system backed up with one battery set		E2 enclosur	250W	16 x 20 x 4.5

### Lock / Access Power

**16 Door Access Control** *listed to access, fire, security, cctv, mass notification*

Single Voltage	Product Description	Power Out	Enclosure	Altronix Model Equivalent
SLX150-2C82D8E4	16 lock, 16 aux outputs 12A/12V or 6A/24V fused at 3A E4 enclosure	150W	20 x 24 x 4.5	MAXIM3 MAXIM5
SLX150-2C8P2D8PE4	16 lock, 16 aux outputs 12A/12V or 6A/24V pwr ltd at 2.5A E4 enclosure	150W	20 x 24 x 4.5	MAXIM3D MAXIM5D
SLX250-2C82D8E4	16 lock, 16 aux outputs 20A/12V or 10A/24V fused at 3A E4 enclosure	250W	20 x 24 x 4.5	MAXIM7
SLX250-2C8P2D8PE4	16 lock, 16 aux outputs 20A/12V or 10A/24V pwr ltd at 2.5A E4 enclosure	250W	20 x 24 x 4.5	MAXIM7D

Dual Voltage								
SLX75/75-2C82D8E4	16 lock, 16 aux outputs	6A/12V or 3A/24V (75W)	and	6A/12V or 3A/24V (75W)	fused at 3A	E4 enclosu	150W	20 x 24 x 4.5
SLX75/75-2C8P2D8PE4	16 lock, 16 aux outputs	6A/12V or 3A/24V (75W)	and	6A/12V or 3A/24V (75W)	pwr ltd at 2.5A	E4 enclosu	150W	20 x 24 x 4.5
SLX150/150-2C82D8E4	16 lock, 16 aux outputs	12A/12V or 6A/24V (150W)	and	12A/12V or 6A/24V (150W)	fused at 3A	E4 enclosu	300W	20 x 24 x 4.5
SLX150/150-2C8P2D8PE4	16 lock, 16 aux outputs	12A/12V or 6A/24V (150W)	and	12A/12V or 6A/24V (150W)	pwr ltd at 2.5A	E4 enclosu	300W	20 x 24 x 4.5
SLX150/250-2C82D8E4	16 lock, 16 aux outputs	12A/12V or 6A/24V (150W)	and	20A/12V or 10A/24V (250W)	fused at 3A	E4 enclosu	400W	20 x 24 x 4.5
SLX150/250-2C8P2D8PE4	16 lock, 16 aux outputs	12A/12V or 6A/24V (150W)	and	20A/12V or 10A/24V (250W)	pwr ltd at 2.5A	E4 enclosu	400W	20 x 24 x 4.5
SLX250/250-2C82D8E4	16 lock, 16 aux outputs	20A/12V or 10A/24V (250W)	and	20A/12V or 10A/24V (250W)	fused at 3A	E4 enclosu	500W	20 x 24 x 4.5
SLX250/250-2C8P2D8PE4	16 lock, 16 aux outputs	20A/12V or 10A/24V (250W)	and	20A/12V or 10A/24V (250W)	pwr ltd at 2.5A	E4 enclosur	500W	20 x 24 x 4.5
SLX150-B1002C82D8E4	16 lock, 16 aux outputs	4A /12V and 4A/24V	fused at 3A	system backed up with one battery set		E4 enclosu	150W	20 x 24 x 4.5
SLX150-B1002C8P2D8PE4	16 lock, 16 aux outputs	4A /12V and 4A/24V	pwr ltd at 2.5A	system backed up with one battery set		E4 enclosu	150W	20 x 24 x 4.5
SLX250-B1002C82D8E4	16 lock, 16 aux outputs	4A /12V and 8A/24V	fused at 3A	system backed up with one battery set		E4 enclosu	250W	20 x 24 x 4.5
SLX250-B1002C8P2D8PE4	16 lock, 16 aux outputs	4A /12V and 8A/24V	pwr ltd at 2.5A	system backed up with one battery set		E4 enclosu	250W	20 x 24 x 4.5

### AC/DC Power Combination

**CCTV and DC Power** *listed to access, fire, security, cctv, mass notification*


Model Number	Product Description	Power Out	Enclosure
FPX100A/25-A8E1	100VA 24/28VAC & 25W 12/24V DC 8 AC out E1 enclosure	100VA & 25W	12 x 14 x 4.5
FPX100A/75-A8D8E1	100VA 24/28VAC & 75W 12/24V DC 8 AC out, 8 DC out E1 enclosure	100VA & 75W	12 x 14 x 4.5
FPX150A/75-A8D8E1	150VA 24/28VAC & 75W 12/24V DC 8 AC out, 8 DC out E1 enclosure	150VA & 75W	12 x 14 x 4.5
FPX150A/75-2A82D8E1	150VA 24/28VAC & 75W 12/24V DC 16 AC out, 16 DC out E1 enclosure	150VA & 75W	12 x 14 x 4.5
FPX300A/150-A8D8E2	300VA 24/28VAC & 150W 12/24V DC 8 AC out, 8 DC out E2 enclosure	300VA & 150W	16 x 20 x 4.5
FPX300A/150-2A82D8E2	300VA 24/28VAC & 150W 12/24V DC 16 AC out, 16 DC out E2 enclosure	300VA & 150W	16 x 20 x 4.5



## Sielox - Smart Power Comparison Guide

[For Pricing Contact - sales@sielox.com](mailto:sales@sielox.com)

E4 20 x 24 x 4.5"  
 E2 16 x 20 x 4.5"  
 E1 12 x 14 x 4.5"  
 E5 11 x 8.5 x 3"  
 Enclosure options



### Keyscan AC&DC Systems

*listed to access, fire, security, cctv, mass notification*

Model Number	Product Description	Power Out	Enclosure
FPX200A/75-2A8PE1	16.5VAC@200VA power limited & 6A/12V or 3A/24V (75W) E1 enclosure	200VA & 75W	12 x 14 x 4.5
FPX200A/75-2A8PD8E1	16.5VAC@200VA power limited & 6A/12V or 3A/24V (75W) and 8 aux DC fused outputs E1 enclosure	200VA & 75W	12 x 14 x 4.5
FPX200A/75-2A8PD8PE1	16.5VAC@200VA power limited & 6A/12V or 3A/24V (75W) and 8 aux DC pwr ltd outputs E1 enclosure	200VA & 75W	12 x 14 x 4.5
FPX200A/100-2A8PD8E2	16.5VAC@200VA power limited & 16A/12V or 8A/24V (100W) and 8 aux DC fused outputs E2 enclosure	200VA & 100W	16 x 20 x 4.5
FPX200A/100-2A8PD8PE2	16.5VAC@200VA power limited & 16A/12V or 8A/24V (100W) and 8 aux DC pwr ltd outputs E2 enclosure	200VA & 100W	16 x 20 x 4.5

### Fire / NAC Signaling

#### NAC Signaling

*listed to access, fire, security, cctv, mass notification*

Model Number	Product Description	Power Out	Enclosure	Altronix Model Equivalent
SLX150-N24E1R	6A/24V 2AB in, 2A/4B out E1R red enclosure	150W	12 x 14 x 4.5	AL602ULADA
SLX200-N24E1R	8A/24V 2AB in, 2A/4B out E1R red enclosure	200W	12 x 14 x 4.5	AL802ULADA
SLX250-N24E1R	10A/24V 2AB in, 2A/4B out E1R red enclosure	250W	12 x 14 x 4.5	AL1002ULADA
SLX150-N24E2R	6A/24V 2AB in, 2A/4B out E2R red enclosure	150W	16 x 20 x 4.5	AL602ULADAJ
SLX200-N24E2R	8A/24V 2AB in, 2A/4B out E2R red enclosure	200W	16 x 20 x 4.5	AL802ULADAJ
SLX250-N24E2R	10A/24V 2AB in, 2A/4B out E2R red enclosure	250W	16 x 20 x 4.5	AL1002ULADAJ
SLX250/250-2N24E2R	10A/24V (x2) 4AB in, 4A/8B out E2R red enclosure	500W	16 x 20 x 4.5	

#### Auxiliary Fire Alarm

*listed to access, fire, security, cctv, mass notification*

Model Number	Product Description	Power Out	Enclosure
SLX75-E1R	6A/12V or 3A/24V E1R red enclosure	75W	12 x 14 x 4.5
SLX75-D8E1R	6A/12V or 3A/24V 8 aux outputs fused at 3A E1R red enclosure	75W	12 x 14 x 4.5
SLX75-D8PE1R	6A/12V or 3A/24V 8 aux outputs pwr ltd at 2.5A E1R red enclosure	75W	12 x 14 x 4.5
SLX150-E1R	12A/12V or 6A/24V E1R red enclosure	150W	12 x 14 x 4.5
SLX150-D8E1R	12A/12V or 6A/24V 8 aux outputs fused at 3A E1R red enclosure	150W	12 x 14 x 4.5
SLX150-D8PE1R	12A/12V or 6A/24V 8 aux outputs pwr ltd at 2.5A E1R red enclosure	150W	12 x 14 x 4.5
SLX250-E1R	20A/12V or 10A/24V E1R red enclosure	250W	12 x 14 x 4.5
SLX250-D8E1R	20A/12V or 10A/24V 8 aux outputs fused at 3A E1R red enclosure	250W	12 x 14 x 4.5
SLX250-D8PE1R	20A/12V or 10A/24V 8 aux outputs pwr ltd at 2.5A E1R red enclosure	250W	12 x 14 x 4.5



# Sielox - Smart Power Comparison Guide

For Pricing Contact - [sales@sielox.com](mailto:sales@sielox.com)

E4 20 x 24 x 4.5"  
 E2 16 x 20 x 4.5"  
 E1 12 x 14 x 4.5"  
 E5 11 x 8.5 x 3"  
 Enclosure options



## CCTV AC Power

8 - 16 outputs 100 - 300VA

listed to security, cctv

Model Number	Product Description	Power Out	Enclosure	Altronix Model Equivalent
FPA100A-A8E5	100VA 8 outputs 24VAC@4A and 28VAC@3.5A fused at 3A E5 enclosure	100VA	11 x 8.5 x 3	ALTV244 ALTV248 ALTV244UL ALTV248UL
FPA100A-A8PE5	100VA 8 outputs 24VAC@4A and 28VAC@3.5A pwr ltd at 2.5A E5 enclosure			ALTV244CB ALTV248CB ALTV244ULCB ALTV248CB
FPA150A-A8E5	150VA 8 outputs 24VAC@6.2A and 28VAC@5.4A fused at 3A E5 enclosure	150VA	11 x 8.5 x 3	ALTV244175 ALTV244175UL ALTV248175 ALTV248175UL
FPA150A-A8PE5	150VA 8 outputs 24VAC@6.2A and 28VAC@5.4A pwr ltd at 2.5A E5 enclosure			ALTV244175CB ALTV244175ULCB ALTV248175CB ALTV248175ULCB
FPA150A-2A8E5	150VA 16 outputs 24VAC@6.2A and 28VAC@5.4A fused at 3A E5 enclosure	150VA	11 x 8.5 x 3	ALTV2416ULX
FPA150A-2A8PE5	150VA 16 outputs 24VAC@6.2A and 28VAC@5.4A pwr ltd at 2.5A E5 enclosure			ALTV2416ULCBX
FPA300A-A8E5	300VA 8 outputs 24VAC@12.5A and 28VAC@10.7A fused at 3A E5 enclosure	300VA	11 x 8.5 x 3	ALTV244300 ALTV248300 ALTV248300M ALTV248300UL ALTV248300ULM
FPA300A-A8PE5	300VA 8 outputs 24VAC@12.5A and 28VAC@10.7A pwr ltd at 2.5A E5 enclosure			ALTV244300CB ALTV248300CB ALTV248300CBM ALTV248300ULCB ALTV248300ULCBM
FPA300A-2A8E5	300VA 16 outputs 24VAC@12.5A and 28VAC@10.7A fused at 3A E5 enclosure	300VA	11 x 8.5 x 3	ALTV2416 ALTV2416300ULM ALTV2416300UL ALTV2416350
FPA300A-2A8PE5	300VA 16 outputs 24VAC@12.5A and 28VAC@10.7A pwr ltd at 2.5A E5 enclosure			ALTV2416CB ALTV2416300ULCBM ALTV2416300ULCB ALTV2416350CB

16 - 48 outputs 300 - 900VA

listed to security, cctv

Model Number	Product Description	Power Out	Enclosure	Altronix Model Equivalent
FPA300A-3A8E1	300VA 24 outputs 24VAC@12.5A and 28VAC@10.7A fused at 3A E1 enclosure	300VA	12 x 14 x 4.5	
FPA300A-3A8PE1	300VA 24 outputs 24VAC@12.5A and 28VAC@10.7A pwr ltd at 2.5A E1 enclosure			
FPA300A-4A8E1	300VA 32 outputs 24VAC@12.5A and 28VAC@10.7A fused at 3A E1 enclosure	300VA	12 x 14 x 4.5	ALTV2432 ALTV2432300UL
FPA300A-4A8PE1	300VA 32 outputs 24VAC@12.5A and 28VAC@10.7A pwr ltd at 2.5A E1 enclosure			ALTV2432CB ALTV2432300ULCB
FPA600A-A8E1	600VA 8 outputs 24VAC@25A and 28VAC@21A fused at 3A E1 enclosure	600VA	12 x 14 x 4.5	ALTV248600 ALTV248600UL
FPA600A-A8PE1	600VA 8 outputs 24VAC@25A and 28VAC@21A pwr ltd at 2.5A E1 enclosure			ALTV248600CB ALTV248600ULCB
FPA600A-2A8E1	600VA 16 outputs 24VAC@25A and 28VAC@21A fused at 3A E1 enclosure	600VA	12 x 14 x 4.5	ALTV2416600 ALTV2416600UL
FPA600A-2A8PE1	600VA 16 outputs 24VAC@25A and 28VAC@21A pwr ltd at 2.5A E1 enclosure			ALTV2416600CB ALTV2416600ULCB
FPA600A-4A8E1	600VA 32 outputs 24VAC@25A and 28VAC@21A fused at 3A E1 enclosure	600VA	12 x 14 x 4.5	ALTV2432600 ALTV2432600UL ALTV2416350
FPA600A-4A8PE1	600VA 32 outputs 24VAC@25A and 28VAC@21A pwr ltd at 2.5A E1 enclosure			ALTV2432600CB ALTV2432600ULCB ALTV2416350CB
FPA900A-6A8E2	900VA 48 outputs 24VAC@37A and 28VAC@31A fused at 3A E2 enclosure	900VA	16 x 20 x 4.5	
FPA900A-6A8PE2	900VA 48 outputs 24VAC@37A and 28VAC@31A pwr ltd at 2.5A E2 enclosure			

8 & 16 outputs with remote shutdown

listed to security, cctv


Model Number	Product Description	Power Out	Enclosure
FPA150AR-A8E1	150VA 8 outputs 24VAC@6.2A and 28VAC@5.4 fused at 3A Remote reset (1) A8 module E1 enclos	150VA	12 x 14 x 4.5
FPA150AR-A8PE1	150VA 8 outputs 24VAC@6.2A and 28VAC@5.4A pwr ltd at 2.5A Remote reset (1) A8 module E1 enclos		12 x 14 x 4.5
FPA150AR-2A8E1	150VA 16 outputs 24VAC@6.2A and 28VAC@5.4A fused at 3A Remote reset (2) A8 modules E1 enclos	150VA	12 x 14 x 4.5
FPA150AR-2A8PE1	150VA 16 outputs 24VAC@6.2A and 28VAC@5.4A pwr ltd at 2.5A Remote reset (2) A8 modules E1 enclos		12 x 14 x 4.5
FPA300AR-2A8E1	300VA 16 outputs 24VAC@12.5A and 28VAC@10.7A fused at 3A Remote reset (2) A8 modules E1 enclos	300VA	12 x 14 x 4.5
FPA300AR-2A8PE1	300VA 16 outputs 24VAC@12.5A and 28VAC@10.7A pwr ltd at 2.5A Remote reset (2) A8 modules E1 enclos		12 x 14 x 4.5



## Sielox - Smart Power Comparison Guide

[For Pricing Contact - sales@sielox.com](mailto:sales@sielox.com)

E4 20 x 24 x 4.5"  
 E2 16 x 20 x 4.5"  
 E1 12 x 14 x 4.5"  
 E5 11 x 8.5 x 3"  
 Enclosure options



### PoE Solutions

#### MidSpan Single Port Injector / Extractor

*listed to access, IT*

Model Number	Product Description	Power Out	Altronix Model Equivalent
NPE130	POE 48V to 12V Single Port Extractor IEEE.803AT 30W	30W	Netway 1512, Netway 3012
NPE130DR	POE 48V to 12V Single Port Extractor IEEE.803AT 30W (Din Rail mount)	30W	
NPM115	POE Single Port Midspan Injector IEEE.803AF 15W	15W	Netway 1
NPM115DR	POE Single Port Midspan Injector IEEE.803AF 15W (Din Rail Mount)	15W	
NPM130	POE Single Port Midspan Injector IEEE.803AT 30W	30W	
NPM130DR	POE Single Port Midspan Injector IEEE.803AT 30W (Din Rail Mount)	30W	

### Rackmount 2U Systems

#### AC CCTV Rackmount Power

*listed to security, cctv*

Model Number	Product Description	Power Out	Altronix Model Equivalent
RA100-8	8 outputs 100VA 24VAC@4A, 28VAC@3.6A surge+ 2U RM	100VA	R248UL
RA150-8	8 outputs 150VA 24VAC@6.3A, 28VAC@5.4A surge+ 2U RM	150VA	
RA150-8N	8 outputs 150VA 24VAC@6.3A, 28VAC@5.4A surge+ 2U RM Remote reset (1) A8 module	150VA	
RA150-16	16 outputs 150VA 24VAC@6.3A, 28VAC@5.4A surge+ 2U RM	150VA	R2416UL
RA150-16N	16 outputs 150VA 24VAC@6.3A, 28VAC@5.4A surge+ 2U RM Remote reset (2) A8 modules	150VA	
RA150-24	24 outputs 150VA 24VAC@6.3A, 28VAC@5.4A surge+ 2U RM	150VA	
RA300-8	8 outputs 300VA 24VAC@12.5A, 28VAC@10.7A surge+ 2U RM	300VA	
RA300-8N	8 outputs 300VA 24VAC@12.5A, 28VAC@10.7A surge+ 2U RM Remote reset (1) A8 module	300VA	
RA300-16	16 outputs 300VA 24VAC@12.5A, 28VAC@10.7A surge+ 2U RM	300VA	R2416300UL
RA300-16N	16 outputs 300VA 24VAC@12.5A, 28VAC@10.7A surge+ 2U RM Remote reset (2) A8 modules	300VA	
RA300-24	24 outputs 300VA 24VAC@12.5A, 28VAC@10.7A surge+ 2U RM	300VA	R2432300UL
RA600-8	8 outputs 600VA 24VAC@25, 28VAC@22A surge+ 2U RM	600VA	
RA600-8N	8 outputs 600VA 24VAC@25, 28VAC@22A surge+ 2U RM Remote reset (1) A8 module	600VA	
RA600-16	16 outputs 600VA 24VAC@25, 28VAC@22A surge+ 2U RM	600VA	R2416600UL
RA600-16N	16 outputs 600VA 24VAC@25, 28VAC@22A surge+ 2U RM Remote reset (2) A8 modules	600VA	
RA600-24	24 outputs 600VA 24VAC@25, 28VAC@22A surge+ 2U RM	600VA	R2432600UL





## Sielox - Smart Power Comparison Guide

[For Pricing Contact - sales@sielox.com](mailto:sales@sielox.com)


E4 20 x 24 x 4.5"

E2 16 x 20 x 4.5"

E1 12 x 14 x 4.5"

E5 11 x 8.5 x 3"

Enclosure options



### DC Rackmount Power

*listed to access, security, cctv, mass notification*


Model Number	Product Description	Power Out	Altronix Model Equivalent
RD75	2 outputs 75W SVPS 12VDC@6A, 24VDC@3A RM egress lock control FAI battery chgr surge+ 2U		
RD75-8	8 outputs 75W SVPS 12VDC@6A, 24VDC@3A RM egress lock control FAI battery chgr surge+ 2U	75W	Maximal1RH (indirect cross/ check RD data sheet for competitive functions)
RD75-16	16 outputs 75W SVPS 12VDC@6A, 24VDC@3A RM egress lock control FAI battery chgr surge+ 2U		Maximal1R (indirect cross/ check RD data sheet for competitive functions)
RD150	2 outputs 150W SVPS 12VDC@12A, 24VDC@6A RM egress lock control FAI battery chgr surge+ 2U		
RD150-8	8 outputs 150W SVPS 12VDC@12A, 24VDC@6A RM egress lock control FAI battery chgr surge+ 2U	150W	Maximal3RH (indirect cross/ check RD data sheet for competitive functions)
RD150-16	16 outputs 150W SVPS 12VDC@12A, 24VDC@6A RM egress lock control FAI battery chgr surge+ 2U		Maximal3R (indirect cross/ check RD data sheet for competitive functions)
RD250	2 outputs 250W SVPS 12VDC@20A, 24VDC@10A RM egress lock control FAI battery chgr surge+ 2U		
RD250-8	8 outputs 250W SVPS 12VDC@20A, 24VDC@10A RM egress lock control FAI battery chgr surge+ 2U	250W	
RD250-16	16 outputs 250W SVPS 12VDC@20A, 24VDC@10A RM egress lock control FAI battery chgr surge+ 2U		
RD75/75	4 outputs 150W DVPS 12VDC@6A, 24VDC@3A (X2) RM egress lock control FAI battery chgr surge+ 2U		
RD75/75-8	8 outputs 150W DVPS 12VDC@6A, 24VDC@3A (X2) RM egress lock control FAI battery chgr surge+ 2U	75/75W	
RD75/75-16	16 outputs 150W DVPS 12VDC@6A, 24VDC@3A (X2) RM egress lock control FAI battery chgr surge+ 2U		
RD150/150	2 outputs 300W DVPS 12VDC@12A, 24VDC@6A (X2) RM egress lock control FAI battery chgr surge+ 2U		
RD150/150-8	8 outputs 300W DVPS 12VDC@12A, 24VDC@6A (X2) RM egress lock control FAI battery chgr surge+ 2U	150/150W	
RD150/150-16	16 outputs 300W DVPS 12VDC@12A, 24VDC@6A (X2) RM egress lock control FAI battery chgr surge+ 2U		Maximal33R (indirect cross/ check RD data sheet for competitive functions)
RD250/250	2 outputs 500W DVPS 12VDC@20A, 24VDC@10A (X2) RM egress lock control FAI battery chgr surge+ 2U		
RD250/250-8	8 outputs 500W DVPS 12VDC@20A, 24VDC@10A (X2) RM egress lock control FAI battery chgr surge+ 2U	250/250W	
RD250/250-16	16 outputs 500W DVPS 12VDC@20A, 24VDC@10A (X2) RM egress lock control FAI battery chgr surge+ 2U		
RD75-B100-8	8 outputs 75W DVPS 5-18VDC@4A and 24VDC@1A RM egress lock control FAI battery chgr surge+ 2U	75W	R615DC8UL (indirect cross/ check RD data sheet for competitive functions)
RD150-B100-16	16 outputs 150W DVPS 5-18VDC@4A and 24VDC@2A RM egress lock control FAI battery chgr surge+ 2U	150W	R615DC616UL (indirect cross/ check RD data sheet for competitive functions)



## Sielox - Smart Power Comparison Guide

[For Pricing Contact - sales@sielox.com](mailto:sales@sielox.com)

E4 20 x 24 x 4.5"  
 E2 16 x 20 x 4.5"  
 E1 12 x 14 x 4.5"  
 E5 11 x 8.5 x 3"  
 Enclosure options



### DC RM - DataLink Communication

RD75-8N	8 outputs RM DLNK	75W	SVPS	12VDC@6A, 24VDC@3A	egress lock control	FAI	battery chrgr	surge+	2U
RD75-16N	16 outputs RM DLNK	75W	SVPS	12VDC@6A, 24VDC@3A	egress lock control	FAI	battery chrgr	surge+	2U
RD150-8N	8 outputs RM DLNK	150W	SVPS	12VDC@12A, 24VDC@6A	egress lock control	FAI	battery chrgr	surge+	2U
RD150-16N	16 outputs RM DLNK	150W	SVPS	12VDC@12A, 24VDC@6A	egress lock control	FAI	battery chrgr	surge+	2U
RD250-8N	8 outputs RM DLNK	250W	SVPS	12VDC@20A, 24VDC@10A	egress lock control	FAI	battery chrgr	surge+	2U
RD250-16N	16 outputs RM DLNK	250W	SVPS	12VDC@20A, 24VDC@10A	egress lock control	FAI	battery chrgr	surge+	2U
RD150/150-8N	8 outputs RM DLNK	300W	DVPS	12VDC@12A, 24VDC@6A (X2)	egress lock control	FAI	battery chrgr	surge+	2U
RD150/150-16N	16 outputs RM DLNK	300W	DVPS	12VDC@12A, 24VDC@6A (X2)	egress lock control	FAI	battery chrgr	surge+	2U
RD250/250-8N	8 outputs RM DLNK	500W	DVPS	12VDC@20A, 24VDC@10A (X2)	egress lock control	FAI	battery chrgr	surge+	2U
RD250/250-16N	16 outputs RM DLNK	500W	DVPS	12VDC@20A, 24VDC@10A (X2)	egress lock control	FAI	battery chrgr	surge+	2U

### PoE 8 & 16 Port Midspan Injector

Model Number	Product Description
NPR500-16MC	16 port PoE managed midspan injector 540W 802.3at 10/100/1000 Gigabit 1U RM w/ 48V battery charger
NPR500-16M	16 port PoE managed midspan injector 540W 802.3at 10/100/1000 Gigabit 1U RM
NPR250-16MC	16 port PoE managed midspan injector 250W 802.3at 10/100/1000 Gigabit 1U RM w/ 48V battery charger
NPR250-16M	16 port PoE managed midspan injector 250W 802.3at 10/100/1000 Gigabit 1U RM
NPR250-8MC	8 port PoE managed midspan injector 250W 802.3at 10/100/1000 Gigabit 1U RM w/ 48V battery charger
NPR250-8M	8 port PoE managed midspan injector 250W 802.3at 10/100/1000 Gigabit 1U RM



## Sielox - Smart Power Comparison Guide

[For Pricing Contact - sales@sielox.com](mailto:sales@sielox.com)

E4 20 x 24 x 4.5"

E2 16 x 20 x 4.5"

E1 12 x 14 x 4.5"

E5 11 x 8.5 x 3"

Enclosure options



### Hardware / Cables

#### Accessory hardware / cables

Model Number	Product Description
DL1 DataLink Cable	DataLink – Power supply to PC USB cable
Battery Harness	12/24V Battery harness kit - 24" long
Accessory board cable set - Short	Accessory board wiring cable set - Short
Accessory board cable set - Long	Accessory board wiring cable set - Long
AC Cable	SLX power supply AC cable harness
Standoff, Nylon	Nylon standoff for board enclosure mounting - Bag of 25
Camlock Set	Camlock Set

### Fuses

Model Number	Product Description
Fuse 3A ATM	3A automotive style fuse - Bag of 25
Fuse 5A ATM	5A automotive style fuse - Bag of 25
Fuse 7.5A ATM	7.5A automotive style fuse - Bag of 25
Fuse 10A ATM	10A automotive style fuse - Bag of 25
Fuse 15A ATM	15A automotive style fuse - Bag of 25
Fuse 30A ATM	30A automotive style fuse - Bag of 25